

293671-3 ✓ ACTIVE

NECTOR | NECTOR M Series

TE Internal #: 293671-3

Standard Circular Connectors, Wire-to-Wire, 6 Position, Wire & Cable, Power, C Polarization Code, Polyamide GF, NECTOR M Series

[View on TE.com >](#)



Connectors > Circular Connectors > Standard Circular Connectors



Connector System: **Wire-to-Wire**

Number of Positions: **6**

Connector & Contact Terminates To: **Wire & Cable**

Circuit Application: **Power**

Polarization Code: **C**

Features

Product Type Features

Connector System	Wire-to-Wire
Connector & Contact Terminates To	Wire & Cable
Circular Connector Type	Plug

Configuration Features

Number of Positions	6
---------------------	---

Body Features

Circular Connector Insulation Material Type	Polyamide GF
---	--------------

Contact Features

Contact Layout Arrangement	Circular
Circular Connector Contact Type	Pin

Mechanical Attachment

Polarization Code	C
Mating Alignment Type	Keyed



Mating Retention	With
------------------	------

Usage Conditions

Operating Temperature Range	-40 – 70 °C[-40 – 158 °F]
-----------------------------	---------------------------

Operation/Application

Circuit Application	Power
Shielded	No

Product Compliance

[For compliance documentation, visit the product page on TE.com>](#)

EU RoHS Directive 2011/65/EU	Compliant with Exemptions
EU ELV Directive 2000/53/EC	Compliant with Exemptions
China RoHS 2 Directive MIIT Order No 32, 2016	Restricted Materials Above Threshold
EU REACH Regulation (EC) No. 1907/2006	Current ECHA Candidate List: JUNE 2022 (224) Candidate List Declared Against: JUNE 2022 (224) SVHC > Threshold: Pb (3.5% in Component Part) Article Safe Usage Statements: Do not eat, drink or smoke when using this product. Wash thoroughly after handling. Recycle if possible and dispose of the article by following all applicable governmental regulations relevant to your geographic location.
Halogen Content	Low Halogen - Br, Cl, F, I < 900 ppm per homogenous material. Also BFR/CFR/PVC Free
Solder Process Capability	Not reviewed for solder process capability


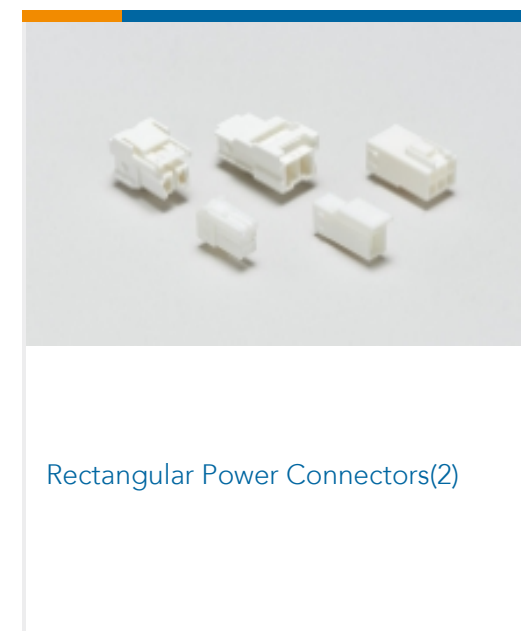
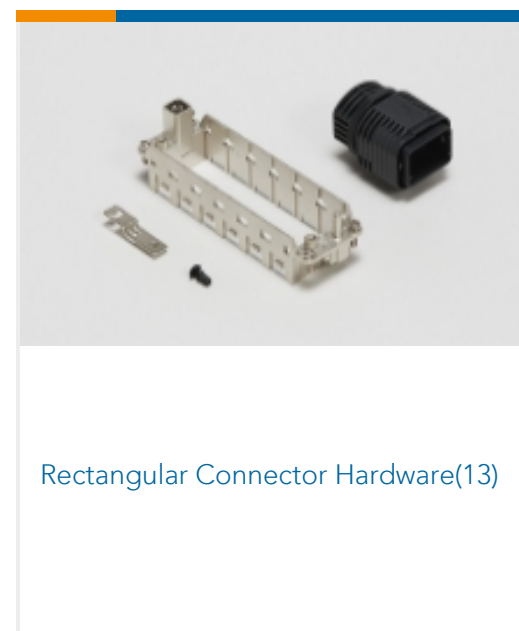
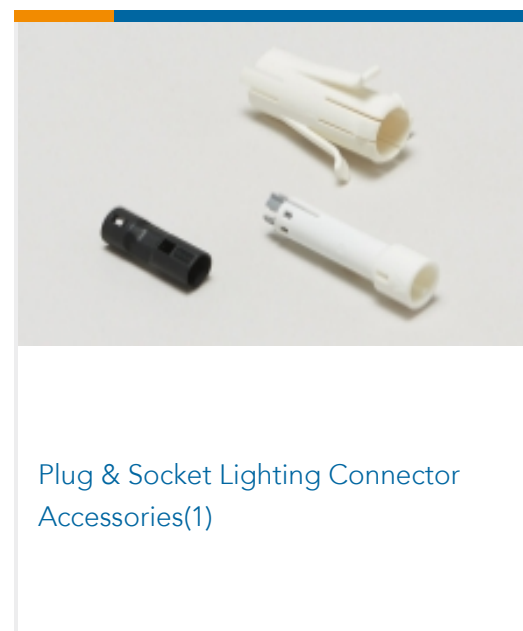

Product Compliance Disclaimer

This information is provided based on reasonable inquiry of our suppliers and represents our current actual knowledge based on the information they provided. This information is subject to change. The part numbers that TE has identified as EU RoHS compliant have a maximum concentration of 0.1% by weight in homogenous materials for lead, hexavalent chromium, mercury, PBB, PBDE, DBP, BBP, DEHP, DIBP, and 0.01% for cadmium, or qualify for an exemption to these limits as defined in the Annexes of Directive 2011/65/EU (RoHS2). Finished electrical and electronic equipment products will be CE marked as required by Directive 2011/65/EU. Components may not be CE marked. Additionally, the part numbers that TE has identified as EU ELV compliant have a maximum concentration of 0.1% by weight in homogenous materials for lead, hexavalent chromium, and mercury, and 0.01% for cadmium, or qualify for an exemption to these limits as defined in the Annexes of Directive 2000/53/EC (ELV). Regarding the REACH Regulation, the information TE provides on SVHC in articles for this part number is based on the latest European Chemicals Agency (ECHA) 'Guidance on requirements for substances in articles' posted at this URL: <https://echa.europa.eu/guidance-documents/guidance-on-reach>

Compatible Parts



Also in the Series | NECTOR M Series



Documents

Product Drawings

[NECTOR M PIN CONN PCB 6P CODE C](#)

English

CAD Files

[3D PDF](#)

3D

Customer View Model

[ENG_CVM_CVM_293671-3_A_c-293671-3-a.2d_dxf.zip](#)

English

Customer View Model

[ENG_CVM_CVM_293671-3_A_c-293671-3-a.3d_igs.zip](#)

English

Customer View Model

[ENG_CVM_CVM_293671-3_A_c-293671-3-a.3d_stp.zip](#)

English



By downloading the CAD file I accept and agree to the [Terms and Conditions](#) of use.

Product Specifications

Application Specification

English

Agency Approvals

Agency Approval Document

English